

Parts list:

- 1- Body cover
- 2- (a-b) Gaskets*
- 3- (a-b) Studs
- 4- (a-b) Stud nuts
- 5- Lower seat
- 6- Plug*
- 7- Valve body
- 8- Upper seat
- 9- Bonnet
- 10- Pin
- 11- Plug stem
- 12- Actuator fastener ring
- 13- Packing/lip seal*
- 14- Follower/lip seal bushing
- 15- Follower nut
- 16- Joint
- 17- Yoke
- 18- Adjusting screw
- 19- Lower spring washer
- 20- Bearing
- 21- Actuator Stem
- 22- Balanced lug circlip
- 23- Spring
- 24- (a-b) Bolts
- 25- (a-b) Nuts
- 26- Lower diaphragm case
- 27- Upper diaphragm case
- 28- Diaphragm plate
- 29- Diaphragm*
- 30- Screw
- 31- Upper plug guide bushing
- 32- Lower plug guide bushing
- 33- Bearing spherical coupling
- 34- Bearing ring
- 35- Adjusting screw bushing

* Recommended spare parts

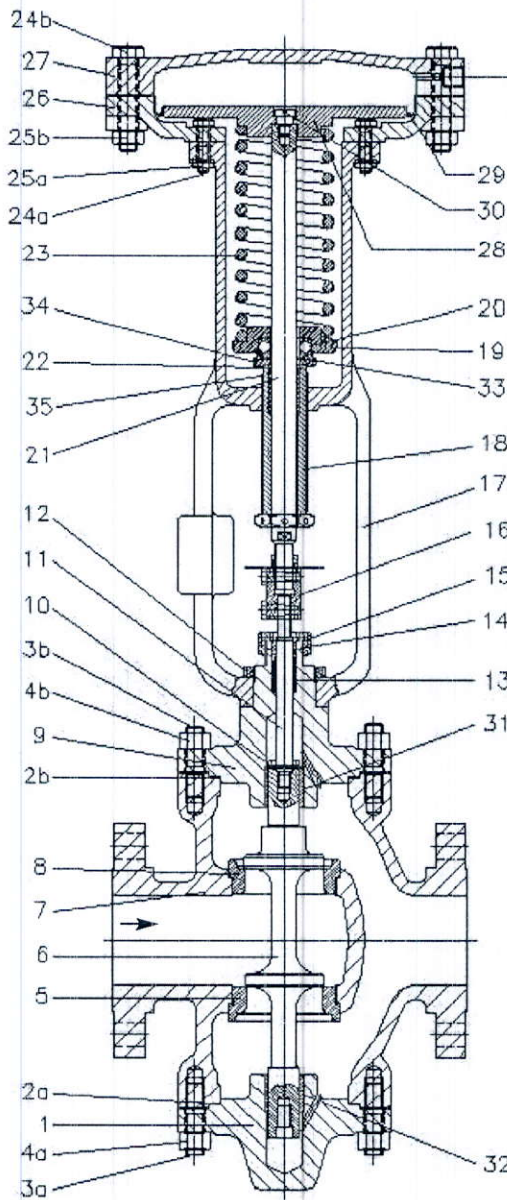
2 years spare parts kit:

- flat gaskets (2 pcs)
- diaphragm
- Packing gland gasket/lip seal

5 years spare parts kit:

- flat gaskets (2 pcs)
- diaphragm
- Packing gland gasket/lip seal
- valve plug

MM71 72 section drawing

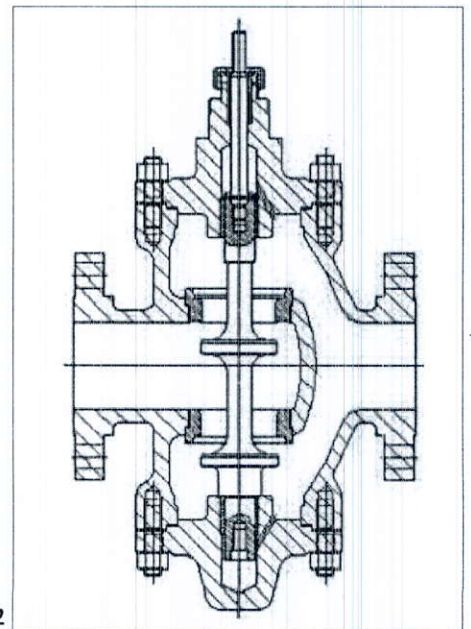


PRESSURE SENSING

Connect to:

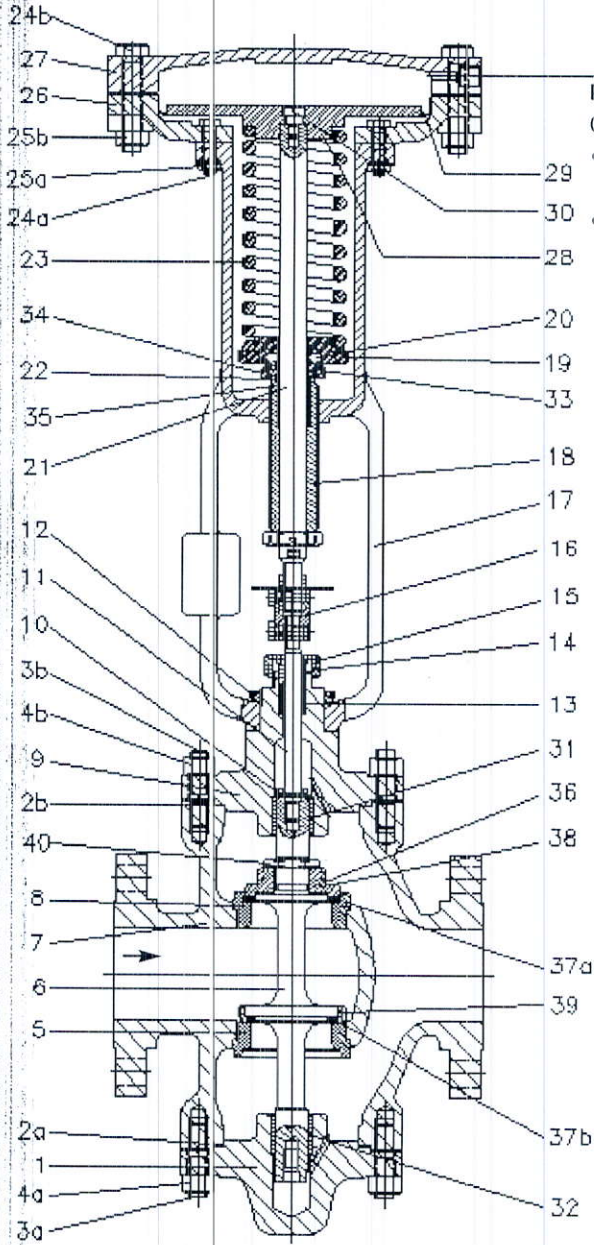
- downstream pressure for MM71
- upstream pressure for MM72

MM71



MM72

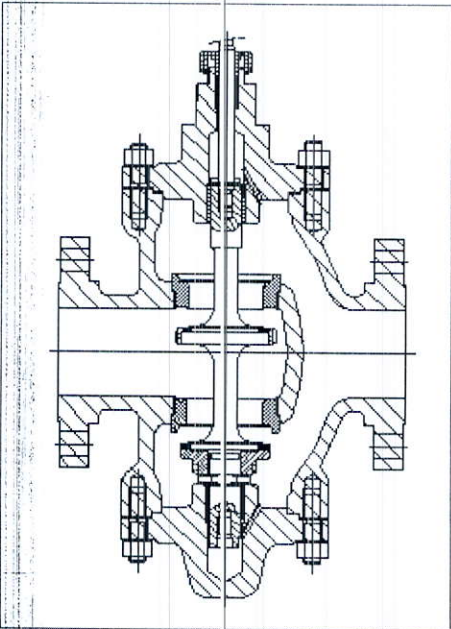
MM73 74 section drawing



PRESSURE SENSING

Connect to:
 •downstream pressure for MM73
 •upstream pressure for MM74

MM73



MM74

Parts list:

- 1- Body cover
- 2- (a-b) Gaskets*
- 3- (a-b) Studs
- 4- (a-b) Stud nuts
- 5- Lower seat
- 6- Plug*
- 7- Valve body
- 8- Upper seat
- 9- Bonnet
- 10- Pin
- 11- Plug stem
- 12- Actuator fastener ring
- 13- Packing/lip seal*
- 14- Follower/lip seal bushing
- 15- Follower nut
- 16- Joint
- 17- Yoke
- 18- Adjusting screw
- 19- Lower spring washer
- 20- Bearing
- 21- Actuator Stem
- 22- Balanced lug circlip
- 23- Spring
- 24- (a-b) Bolts
- 25- (a-b) Nuts
- 26- Lower diaphragm case
- 27- Upper diaphragm case
- 28- Diaphragm plate
- 29- Diaphragm*
- 30- Screw
- 31- Upper plug guide bushing
- 32- Lower plug guide bushing
- 33- Bearing spherical coupling
- 34- Bearing ring
- 35- Adjusting screw bushing
- 36- O-Ring*
- 37- Plug gaskets*
- 38- Plug adjusting ring nut
- 39- Plug fastener ring
- 40- Locknut

* Recommended spare parts

2 years spare parts kit:

- flat gaskets (2 pcs)
- diaphragm
- Packing gland gasket/lip seal

5 years spare parts kit:

- flat gaskets (2 pcs)
- diaphragm
- Packing gland gasket/lip seal
- valve plug

Parts list:

- 1- Body cover
- 2- (a-b) Gaskets*
- 3- (a-b) Studs
- 4- (a-b) Stud nuts
- 5- Seat
- 6- Plug*
- 7- Valve body
- 8- Bonnet
- 9- Pin
- 10- Plug stem
- 11- Actuator fastener ring
- 12- Packing/lip seal*
- 13- Follower/lip seal bushing
- 14- Follower nut
- 15- Joint
- 16- Yoke
- 17- Adjusting screw
- 18- Lower spring washer
- 19- Bearing
- 20- Actuator Stem
- 21- Balanced lug circlip
- 22- Spring
- 23- (a-b) Bolts
- 24- (a-b) Nuts
- 25- Lower diaphragm case
- 26- Upper diaphragm case
- 27- Diaphragm plate
- 28- Diaphragm*
- 29- Screw
- 30- Upper plug guide bushing
- 31- Lower plug guide bushing
- 32- Bearing spherical coupling
- 33- Bearing ring
- 34- Adjusting screw bushing

* Recommended spare parts

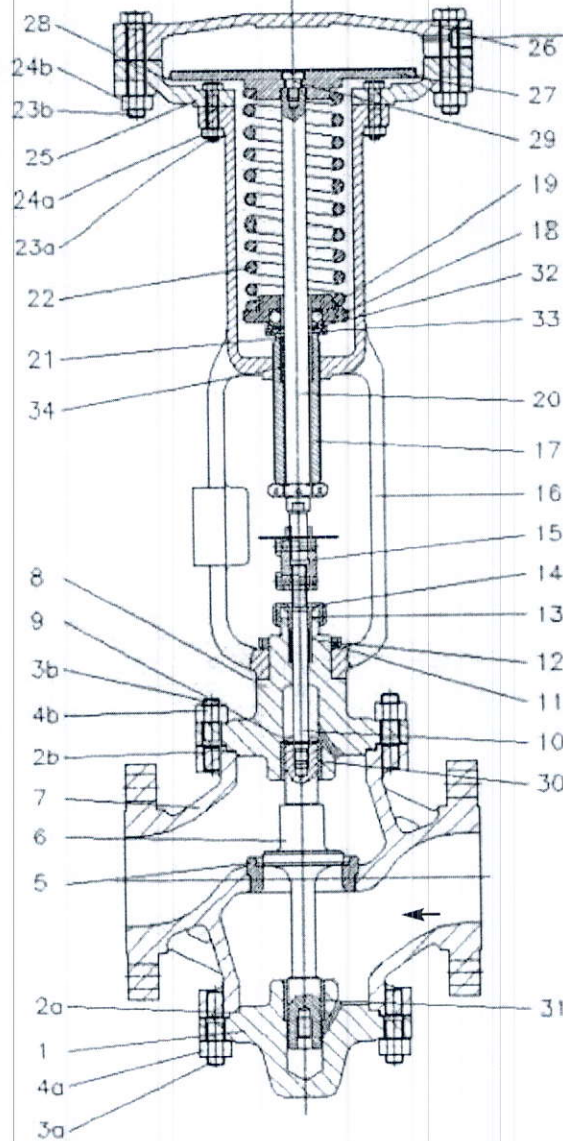
2 years spare parts kit:

- flat gaskets (2 pcs)
- diaphragm
- Packing gland gasket/lip seal

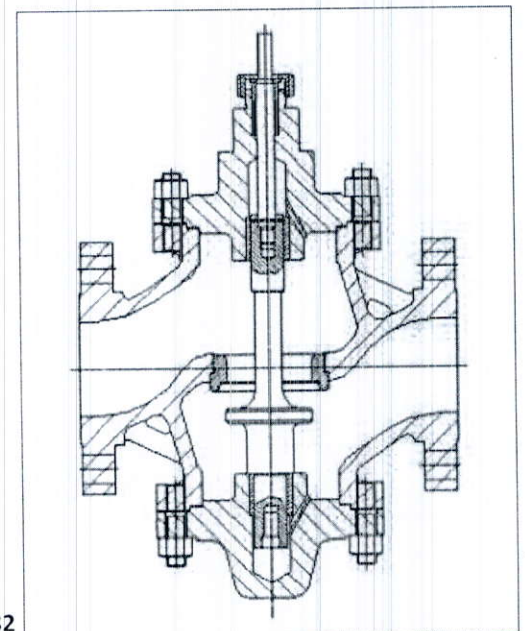
5 years spare parts kit:

- flat gaskets (2 pcs)
- diaphragm
- Packing gland gasket/lip seal
- valve plug

MM81 82 section drawing

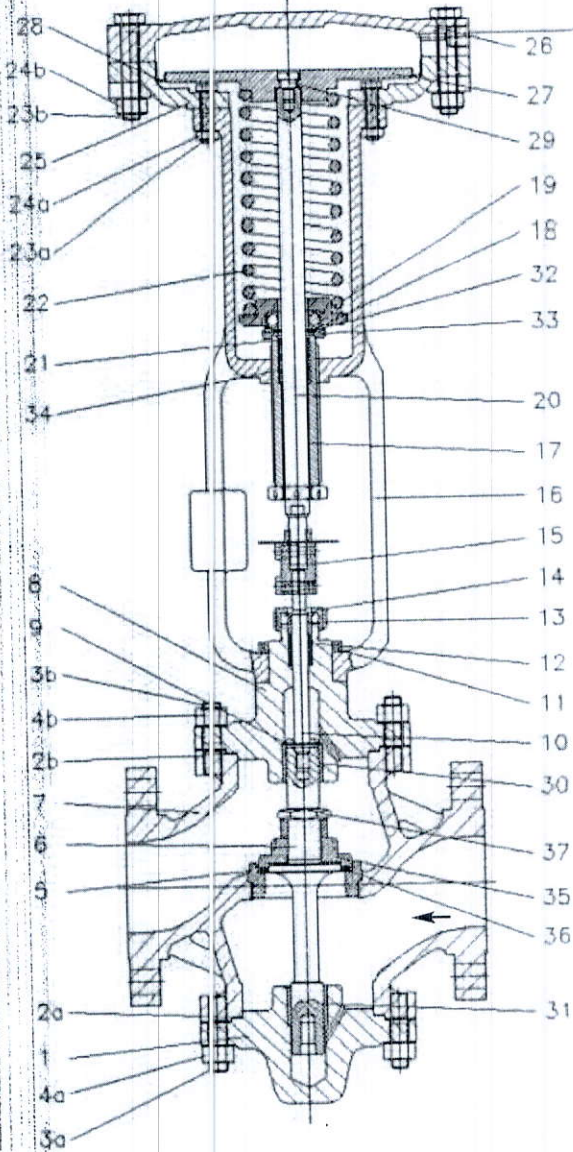


PRESSURE SENSING
 Connect to:
 •downstream pressure
 for MM81
 •upstream pressure
 for MM82



MM82

MM83 84 section drawing



PRESSURE SENSING
 Connect to:
 •downstream pressure
 for MM83
 •upstream pressure
 for MM84

MM83

Parts list:

- 1- Body cover
- 2- (a-b) Gaskets*
- 3- (a-b) Studs
- 4- (a-b) Stud nuts
- 5- Seat
- 6- Plug*
- 7- Valve body
- 8- Bonnet
- 9- Pin
- 10- Plug stem
- 11- Actuator fastener ring
- 12- Packing/lip seal*
- 13- Follower/lip seal bushing
- 14- Follower nut
- 15- Joint
- 16- Yoke
- 17- Adjusting screw
- 18- Lower sprig washer
- 19- Bearing
- 20- Actuator Stem
- 21- Balanced lug circlip
- 22- Spring
- 23- (a-b) Bolts
- 24- (a-b) Nuts
- 25- Lower diaphragm case
- 26- Upper diaphragm case
- 27- Diaphragm plate
- 28- Diaphragm*
- 29- Screw
- 30- Upper plug guide bushing
- 31- Lower plug guide bushing
- 32- Bearing spherical coupling
- 33- Bearing ring
- 34- Adjusting screw bushing
- 35- Gasket*
- 36- Plug adjusting ring nut
- 37- Locknut

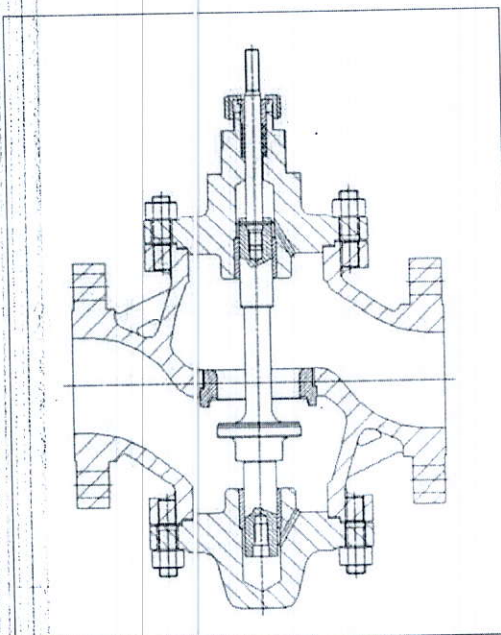
* Recommended spare parts

2 years spare parts kit:

- flat gaskets (2 pcs)
- diaphragm
- Packing gland gasket/lip seal

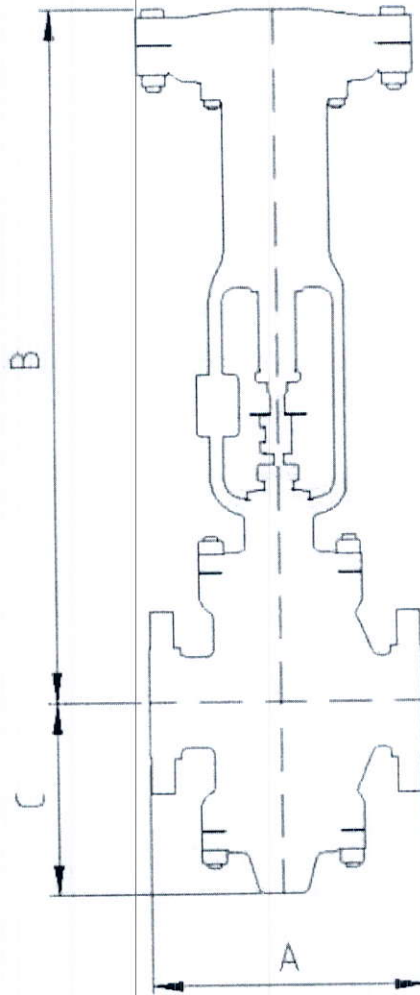
5 years spare parts kit:

- flat gaskets (2 pcs)
- diaphragm
- Packing gland gasket/lip seal
- valve plug



MM84

MM flanged valve dimensional drawing

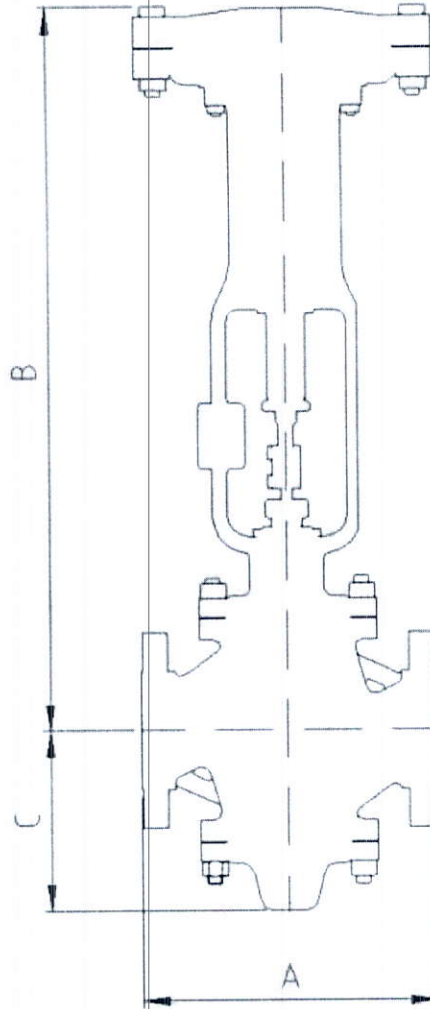


Tab. [11] - Valve body sizes and face-to-face dimensions. Double seated valves (MM71 72 73 74)

DN	A								
	ANSI B16.5 - RF					UNI - EN1092-1			
	150	300	600	900	1500	PN10-16	PN25-40	PN160	PN250
25	184	197	210	273		197		273	
40	222	235	251	311		235		311	
50	254	267	286	340		267		340	
80	298	318	337	387	406	318		387	406
100	352	368	394	464	483	352	368	464	483
150	451	473	508	//	//	451	473	//	//
200	543	568	610	//	//	543	568	//	//
250	673	708	752	//	//	673	708	//	//

DN	B		C		
	ANSI150-600	ANSI900-1500	ANSI150-600	ANSI900	ANSI1500
	PN10-40	PN160-250	PN10-40	PN160	PN250
25	737		122	140	
40	755		142	163	
50	765		166	180	
80	810	840	224	225	245
100	850	880	252	265	280
150	890	//	317	//	//
200	1010	//	407	//	//
250	1060	//	460	//	//

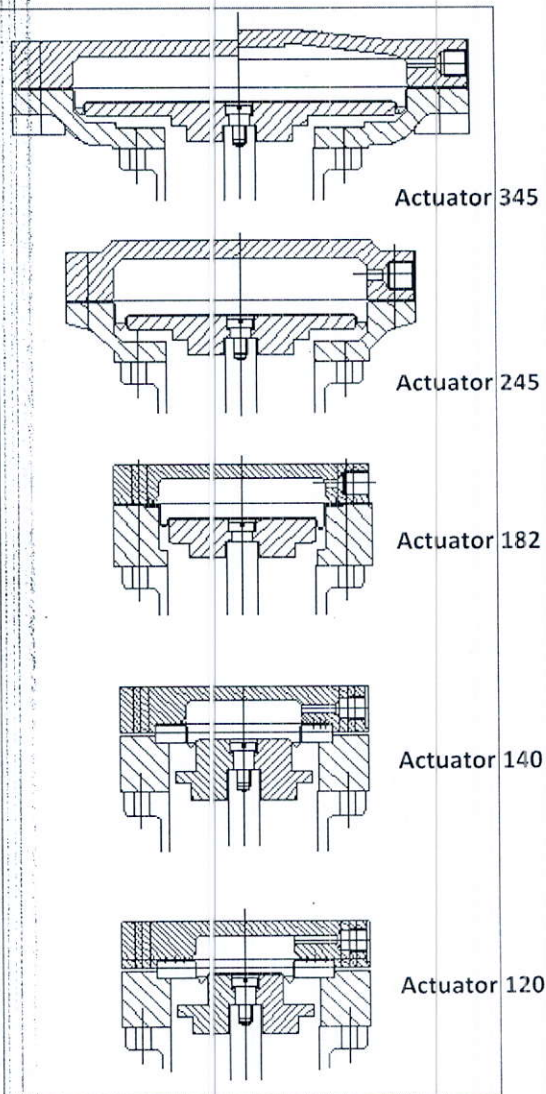
MM flanged valve dimensional drawing



Tab. [12] -Valve body sizes and face-to-face dimensions. Single seated valves (MM81 82 83 84)

DN	A								
	ANSI B16.5 - RF				UNI - EN1092-1				
	150	300	600	900	1500	PN10-16	PN25-40	PN160	PN250
25	184	197	210	273		197		273	
40	212	235	251	311		235		311	
50	254	267	286	340		267		340	
80	298	318	337	387	406	318		387	406
100	352	368	394	464	483	352	368	464	483

DN	B		C		
	ANSI150-600	ANSI900-1500	ANSI150-600	ANSI900	ANSI1500
	PN10-40	PN160-250	PN10-40	PN160	PN250
25	717		102	120	
40	737		125	145	
50	745		146	160	
80	780	810	194	195	215
100	805	835	207	220	235



MM actuators:

The drawings show all our available actuators, which are perfectly interchangeable the one with the others according to the desired pressure regulator (please refer also to Tab. 3). The table below shows the actuators dimensions.

Tab. [13] - Actuators dimension

Actuator	Outer diameter		Surface	
	mm	inches	cm ²	in ²
120	175	6 7/8	20,8	3,22
140	175	6 7/8	42,4	6,57
182	182	7 1/4	95	14,7
245	245	9 5/8	226	35,0
345	345	13 5/8	545	84,5